SciGene
Sunnyvale, CA

International Product Launch
CytoBond™ Removable Coverslip Sealant

Jim Stanchfield and Elizabeth Robertson

December 18 & 19, 2012

Agenda

1.) FISH assay using Rubber Cement

2.) What is CytoBond?

3.) How to Use CytoBond

4.) Features and Benefits of CytoBond

5.) CytoBond Packaging

6.) CytoBond Ordering Information

7.) CytoBond Shipping Regulations

8.) CytoBond Sampling

9.) U.S. Customer Acceptance

10.) Website / Marketing Materials

SciGene

Performing a FISH Assay using Rubber Cement



Pipet probe

Place coverslip

Apply cement with syringe

Insert soaked humidity strips

Denature/incubate in ThermoBrite



Remove in many stretchy pieces

SciGene

What is CytoBond?

- Proprietary polymer; patent pending
- Contains same solvent as rubber cement (heptane)
- Viscosity like honey
- Colorless; forms a clear seal

SciGene

How to Use CytoBond



Apply continuous bead around coverslip

Wait 30 minutes



Denature/incubate without humidification



Remove seal in one piece

SciGene

How to Use CytoBond Close Ups

Apply bead around coverslip



Remove seal after incubation

SciGene

CytoBond Features and Benefits

- **Removes cleanly in <u>one piece</u>**
  - No residue left on slide that can interfere with second coverslipping for microscopy
  - Eliminates cell damage caused by coverslip movement when removing rubber cement

- **Stays supple <u>without humidification</u> for easy removal**
  - Eliminates humidity strips in Thermobrite
  - Heat block/oven can substitute for Thermobrite

CytoBond Packaging

- **Product**

  100 ml in clear, 100ml PET plastic bottle
- **Sample**

  20 ml in clear, 50 ml PET plastic bottle
- Packaged with shipping cap and protective tape
- User removes shipping cap and replaces with “twist to close” nozzle
- Product bottle, “twist-to-close” cap and instructions placed in single zip-loc bag

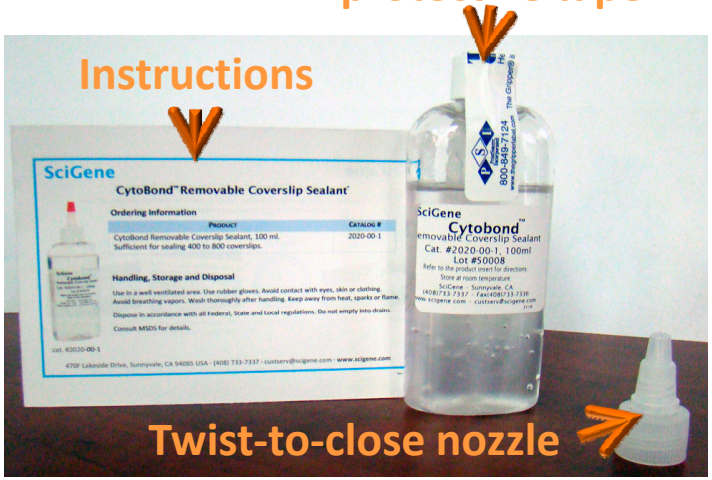

SciGene

CytoBond Shipping Regulations

IATA* ID # UN1133

- Classified as an adhesive containing a flammable liquid
- Packing Group II – Class 3 Flammable Liquid
- Limit of 10 x 100 ml bottles per box
- ***Distributor is responsible for compliance to local regulations for packaging and labeling when shipping to its customers***

***Int'l Airline Transportation Association**

SciGene

CytoBond Sampling

SciGene
Automating FISH and CMA Workflows

CytoBond™ Sealant
Request Form

Please provide your contact info and detailed shipping address:

Name: _____

Title: _____

Organization: _____

Dept/Bldg/Rm: _____

Street Address: _____

State/City/Zip: _____

Email: _____

Phone: _____

1.) **On average, how many FISH slides are processed in your lab per week?**

○	○	○	○
≤ 49	50-99	100-199	200 or more

2.) **What is the breakdown of FISH samples processed? (Total=100)**

_____	% Blood/bone marrow
_____	% FFPE
_____	% Amnio
_____	% Other:
100	

3.) **Who is your lab manager or supervisor?**

Name: _____

Title: _____

- Sample request form filled out by trade show visitors.
- Collected information on the amount and type of FISH slides processed per week
- Sent one sample bottle per request

Product Snapshot and MSDS

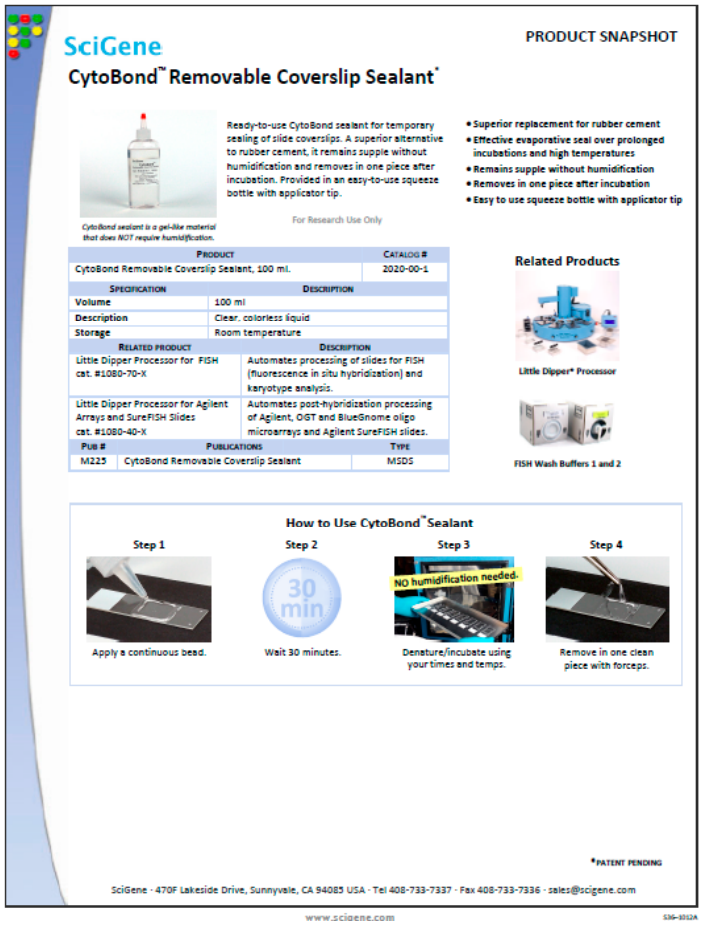

SciGene

PRODUCT SNAPSHOT

CytoBond™ Removable Coverslip Sealant*

CytoBond sealant is a gel-like material that does NOT require humidification.

Ready-to-use CytoBond sealant for temporary sealing of slide coverslips. A superior alternative to rubber cement, it remains supple without humidification and removes in one piece after incubation. Provided in an easy-to-use squeeze bottle with applicator tip.

For Research Use Only

- Superior replacement for rubber cement
- Effective evaporative seal over prolonged incubations and high temperatures
- Remains supple without humidification
- Removes in one piece after incubation
- Easy to use squeeze bottle with applicator tip

Product	Catalog #
CytoBond Removable Coverslip Sealant, 100 ml.	2020-00-1

Specification	Description
Volume	100 ml
Description	Clear, colorless liquid
Storage	Room temperature

Related Product	Description
Little Dipper Processor for FISH cat. #1080-70-X	Automates processing of slides for FISH (fluorescence in situ hybridization) and karyotype analysis.
Little Dipper Processor for Agilent Arrays and SureFISH Slides cat. #1080-40-X	Automates post-hybridization processing of Agilent, OGT and BlueGnome oligo microarrays and Agilent SureFISH slides.

Pub #	Publications	Type
M225	CytoBond Removable Coverslip Sealant	MSDS

Related Products

Little Dipper* Processor

FISH Wash Buffers 1 and 2

How to Use CytoBond™ Sealant

Step 1

Apply a continuous bead.

Step 2

Wait 30 minutes.

Step 3

Denature/incubate using your times and temps.

Step 4

Remove in one clean piece with forceps.

*PATENT PENDING

SciGene · 470F Lakeside Drive, Sunnyvale, CA 94085 USA · Tel 408-733-7337 · Fax 408-733-7336 · sales@scigene.com

http://www.scigene.com/documents/S36_CytoBond.pdf

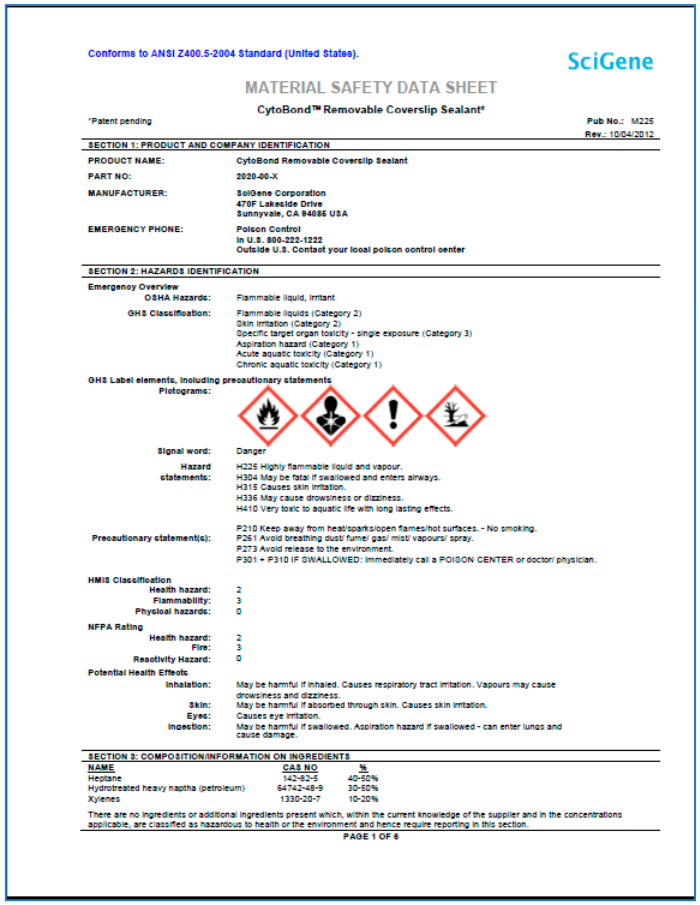

Conforms to ANSI Z400.5-2004 Standard (United States).

SciGene

MATERIAL SAFETY DATA SHEET

CytoBond™ Removable Coverslip Sealant*

*Patent pending

Pub No.: M225
Rev.: 10/04/2012

SECTION 1: PRODUCT AND COMPANY IDENTIFICATION

PRODUCT NAME: CytoBond Removable Coverslip Sealant

PART NO: 2020-00-X

MANUFACTURER: SciGene Corporation
470F Lakeside Drive
Sunnyvale, CA 94086 USA

EMERGENCY PHONE: Poison Control
In U.S. 800-222-1222
Outside U.S. Contact your local poison control center

SECTION 2: HAZARDS IDENTIFICATION

Emergency Overview

OSHA Hazards: Flammable liquid, irritant

GHS Classification: Flammable liquids (Category 2)
Skin irritation (Category 2)
Specific target organ toxicity - single exposure (Category 3)
Aspiration hazard (Category 1)
Acute aquatic toxicity (Category 1)
Chronic aquatic toxicity (Category 1)

GHS Label elements, including precautionary statements

Pictograms:

Signal word: Danger

Hazard statements: H225 Highly flammable liquid and vapour.
H304 May be fatal if swallowed and enters airways.
H315 Causes skin irritation.
H336 May cause drowsiness or dizziness.
H410 Very toxic to aquatic life with long lasting effects.

Precautionary statement(s): P210 Keep away from heat/sparks/open flames/hot surfaces. - No smoking.
P261 Avoid breathing dust/ fume/ gas/ mist/ vapours/ spray.
P273 Avoid release to the environment.
P301 + P310 IF SWALLOWED: Immediately call a POISON CENTER or doctor/ physician.

HMIS Classification

Health hazard: 2
Flammability: 3
Physical hazards: 0

NFPA Rating

Health hazard: 2
Fire: 3
Reactivity Hazard: 0

Potential Health Effects

Inhalation: May be harmful if inhaled. Causes respiratory tract irritation. Vapours may cause drowsiness and dizziness.

Skin: May be harmful if absorbed through skin. Causes skin irritation.

Eyes: Causes eye irritation.

Ingestion: May be harmful if swallowed. Aspiration hazard if swallowed - can enter lungs and cause damage.

SECTION 3: COMPOSITION/INFORMATION ON INGREDIENTS

NAME	CAS NO	%
Heptane	142-82-5	40-50%
Hydrotreated heavy naptha (petroleum)	64742-48-9	30-50%
Xylenes	1330-20-7	10-20%

There are no ingredients or additional ingredients present which, within the current knowledge of the supplier and in the concentrations applicable, are classified as hazardous to health or the environment and hence require reporting in this section.

PAGE 1 OF 6

http://www.scigene.com/documents/M225_CytoBond.pdf

Quick Summary

CytoBond™ Removable Coverslip Sealant

- Superior replacement for rubber cement
- No humidification needed
- Removes easily in one piece

SciGene